

SOLID TECH

Balance

Balance is developed to color the sound as little as possible. The great stability is achieved by using thick high-density shelves and aluminum corner posts that can be filled with sand.

The shelves are available with or without built-in isolation. The isolation system effectively decouples the equipment from external or internal vibrations.

Balance stand is based on the same corner post as our Radius stand and offers the same scalability, which means you can build the stand both horizontally and vertically with the four well-chosen post lengths, namely 65.5; 150; 234.5 and 319 mm.

Balance is designed to give as much highlight to the equipment as possible by having the corner posts more centred. The shelves are made in oak veneer that have been treated in a way to preserve the natural wooden feel.



Balance variants and options

Basic Single



Basic Single 5 - 875 mm



Basic Single 4 - 695 mm



Basic Single 3 - 540 mm



Basic Single 2 - 453 mm



Basic Single 1 - 115 mm

Iso Single



Iso Single 5 - 905 mm



Iso Single 4 - 695 mm



Iso Single 3 - 570 mm



Iso Single 2 - 483 mm



Iso Single 1 - 145 mm

Basic Single



Single 6 - 453 mm

Basic Double



Basic Double 3 - 540 mm



Basic Double 2 - 453 mm

Iso Single



Single 6 - 483 mm

Iso Double



Iso Double 3 - 570 mm



Iso Double 2 - 483 mm

Shelf Color Options



Shelf color variants in silk oak, white oak and Black oak

Technical Data

Shelf weight

Balance Basic Single:	5,2 kg
Balance Basic Double:	8,3 kg
Balance Iso Single:	9,0 kg
Balance Iso Double:	15,2 kg

Load limits

Basic shelves:	100 kg
Iso shelves:	100 kg

Features



Pillars can be filled with sand



Spirit level integrated in all Single top shelves



Designed to maximize stability

Optional Floor Protectors



Floor protectors

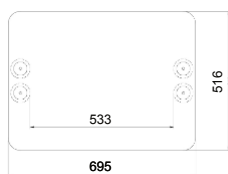


Feet of Concrete

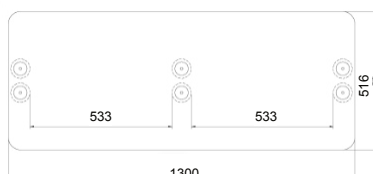


Spike Fixed Floor Protector

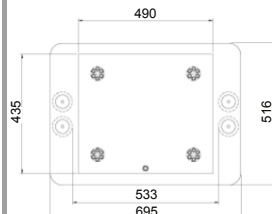
Balance Shelf Sizes



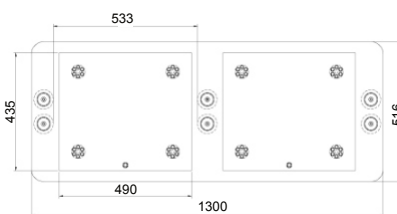
Balance Basic Single



Balance Basic Double



Balance Iso Single



Balance Iso Double

Integrated Isolation



Isolation shelves with four integrated isolators

	Std spring		HD spring	
	Min (kg)	Max (kg)	Min (kg)	Max (kg)
4 springs	2	3	7	12
8 springs	7	12	17	28
12 springs	12	20	25	42
16 springs	16	26	34	56
20 springs	20	33	42	70
24 springs	23	39	51	85
28 springs	27	45	60	100

	Std spring		HD spring	
	Min (kg)	Max (kg)	Min (kg)	Max (kg)
4 springs	4	7	16	26
8 springs	16	26	37	62
12 springs	26	44	55	92
16 springs	34	57	74	123
20 springs	44	73	92	154
24 springs	51	86	112	187
28 springs	59	99	132	220

Isolation shelves comes with 28 already installed standard springs. HD springs are available for further load requirements.

SOLID TECH

info@solid-tech.net

www.solid-tech.net

+46(0)40 491352

Sporregatan 25, SE-21377 Malmö, Sweden

More information and distributor list is available in homepage